

## PHOTOLYSIS OF METHYLENE BLUE DYE USING AN ADVANCED OXIDATION PROCESS (ULTRAVIOLET LIGHT AND HYDROGEN PEROXIDE)

\*Hanadi A. Mohammed<sup>1</sup>

Seroor A. Khaleefa<sup>1</sup>

Mohammed I. Basheer<sup>1</sup>

1) Environmental Engineering Department, College of Engineering, Mustansiriyah University, Baghdad, Iraq

Received 4/5/2020

Accepted in revised form 23/8/2020

Published 1/1/2021

**Abstract:** Photolysis of methylene blue was studied by using an advanced UV/H<sub>2</sub>O<sub>2</sub> oxidation process. This study investigated different initial dye concentrations (10, 20, 30 ppm) using different concentrations of H<sub>2</sub>O<sub>2</sub> (10 %, 30%, 50 %) in three additions (5 mL, 10 mL, 15 mL). The results showed that the degradation efficiencies of this dye at different concentrations were as follows: 99.86 % at 10 ppm using 15 mL of 10 % H<sub>2</sub>O<sub>2</sub> after 60 min, 99.22 % at 20 ppm using 15 mL of 30 % H<sub>2</sub>O<sub>2</sub> for 60 min, and 98.90 % at 30ppm using 15 mL of 50 % H<sub>2</sub>O<sub>2</sub> after 90 min. An increase in the optimum concentration of H<sub>2</sub>O<sub>2</sub> was observed with an increase in the initial dye concentration. The de-coloration time also increased with increasing initial dye concentration.

**Keywords:** *Advanced oxidation process, UV light, H<sub>2</sub>O<sub>2</sub>, UV/H<sub>2</sub>O<sub>2</sub>, Methylene blue dye.*

### 1. Introduction

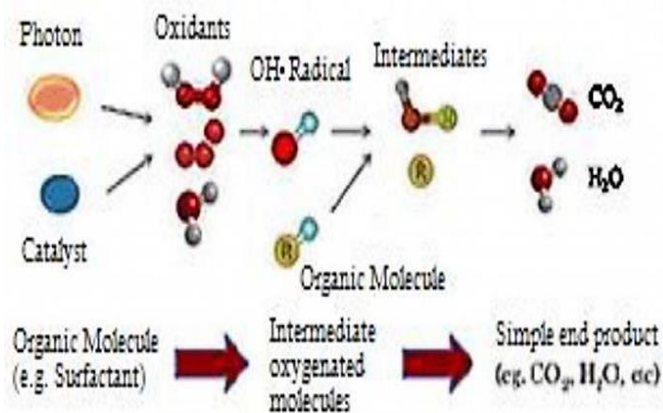
Dye production through the dyeing process is normally associated with the loss of approximately 15 % of the total global dye production to textile effluents. This colored effluent is often released into the ecosystem where it becomes a great source of disturbance to aquatic life and non-aesthetic pollution [1]. Textile dyeing industries release dyes (a major form of complex organic compounds) to the environment which results in severe

environmental pollution. Depending on the production process, textile dyeing is a water-intensive process, requiring about 25 to 250 m<sup>2</sup>/ton of the fabric. There are about 20 to 30 groups of dyes based on their chromophores or chemical structures. Dyes as organic aromatic compounds absorb light at the wavelength range of 350- 700 nm (visible spectrum) [2]. The quantity of dye released during a dyeing process has been estimated at 10 to 15% of the untreated dyestuff. Dye effluent or wastewater is normally treated via different chemical, biological, and physical methods like oxidation-ozonation, membrane filtration, coagulation, and adsorption processes. However, these traditional techniques are not efficient in the wastewater treatment since they simply work by shifting the phase of the compounds from the aqueous form to another phase, thereby eliciting complex pollution problems [3]. The recent advancements in the chemical method of wastewater treatment improved the oxidative degradation process of suspended organic compounds in aqueous solvents [4].

\*Corresponding Author: [enghanadi94@gmail.com](mailto:enghanadi94@gmail.com)

### 1.1. Advanced oxidation processes

Advanced oxidation processes comprises of different reaction systems which are all characterized by the same chemical advantage of hydroxyl roots production (selectivity of attack) which is a useful feature in wastewater treatment [5]. AOP should completely mineralize organic compounds to carbon dioxide and water as delineated in figure 1. Shows the principal of AOP [6].



**Figure 1.** Principle of advanced oxidation processes [6].

(AOP) has considerable similarities because of the common hydroxyl roots in most of the mechanisms that exist during the reaction. The hydroxyl roots are very unstable and react due to their high level of instability [7]. AOP reactions mainly aim at free hydroxyl radicals (OH•) generation; these radicals are characterized as non-selective highly reactive oxidizing agent (EH = 2.8 V) with the capability of destroying the most stubborn pollutants. Hydroxyl radicals' generation is facilitated by the presence of ozone (O<sub>3</sub>), H<sub>2</sub>O<sub>2</sub>, titanium dioxide (TiO<sub>2</sub>), UV radiation, heterogeneous photocatalysis, or high electron beam radiation. The first step of AOPs is the production of hydroxide radicals (•OH, also indicated as OH• or OH'), not hydroxyl ion (OH<sup>-</sup>). This •OH is a strong oxidizing/ disrupting agent which can convert a complex organic compound into CO<sub>2</sub>

and H<sub>2</sub>O based on the condition (i.e. can cause the total disappearance or mineralization of the compound). In the second step of AOPs, the radicals produced in the first step react degradable compounds (both organic and inorganic) to cause their onward degradation. The formation of •OH radicals is usually improved by the synergistic combination of several methods, such as UV, O<sub>3</sub>, H<sub>2</sub>O<sub>2</sub>, Fenton's and TiO<sub>2</sub>. Such combination normally increases the rate of reactions by about 100 – 1000 times compared to the use of only O<sub>3</sub>, H<sub>2</sub>O<sub>2</sub>, or UV. For any oxidant, its ability to initiate chemical reactions is determined based on its oxidation potential, i.e., the ability of the oxidant to break, destroy, or disrupt molecules [8].

### 1.2. UV light

The early 20th century ushered in the use of UV light for disinfection of drinking water. Despite the failure of the early efforts at using this technology, it has emerged again as a common treatment technique [9]. Several factors can affect the effectiveness of any UV disinfection system; such factors include the wastewater characteristics, the UV intensity, the exposure time of the microbes to UV, as well as the architecture of the reactor. The disinfection efficiency of any treatment process is a direct function of the concentration of particles (colloidal and particulate) suspended in the wastewater [10].

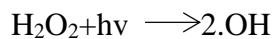
### 1.3. Hydrogen peroxide (H<sub>2</sub>O<sub>2</sub>)

H<sub>2</sub>O<sub>2</sub> is a colorless liquid which has a bitter taste at room temperature. It is unstable and can be rapidly decomposed into water and oxygen with the release of energy. It is non-flammable and a strong oxidant which when in contact with organic materials can cause spontaneous combustion. Hydrogen peroxide is used in the industries at higher concentrations to bleach

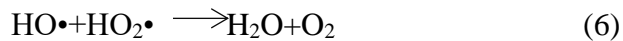
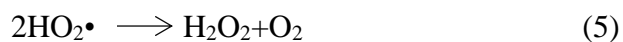
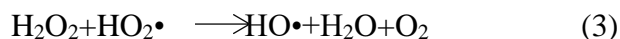
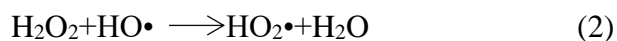
textiles and paper; it is also one of the constituents of rocket fuels. Another use of  $H_2O_2$  is in foam and rubber production. Hydrogen peroxide is used at 3-9 % concentration in households for medical purposes, as well as to bleach clothes and hair [11].

#### 1.4. UV/ $H_2O_2$

The UV light can be combined with several materials and used for advanced drinking water oxidation. The reason for the combination of UV with  $H_2O_2$  for water treatment is to produce hydroxyl radicals which can facilitate the oxidation of pollutants. The UV/ $H_2O_2$  combination facilitates the splitting of  $H_2O_2$  by UV to produce hydroxyl radicals per unit of absorbed radiation [9] as in the following reaction:



This process involves the injection and mixing of  $H_2O_2$  in a reactor with a light wavelength range of 200 to 280 nm. During the mixing process, the UV generated by the reactor attacks the O-O bond in  $H_2O_2$ , facilitating the generation of hydroxyl radicals as described in the following reactions:



Here, Equation (1) is the rate-limiting reaction since it has a lower reaction rate compared to the other equations. Theoretically, it is believed that a higher initial  $H_2O_2$  concentration in a UV/ $H_2O_2$  process will generate more hydroxyl radicals (1) owing to the degradation of more

target compounds. However, there is an optimal required concentration of  $H_2O_2$  since over-concentration will favor the generation of  $HO_2\bullet$  (2) instead of hydroxyl radicals. The UV absorption capacity of  $H_2O_2$  is low and if much UV is absorbed by the water matrix, most of the input UV light to the system will be lost. Therefore, specially-designed reactors are needed for such processes whilst the residual  $H_2O_2$  must be treated before discharge. This process is affected by factors such as the volume of  $H_2O_2$  used, the pH of the wastewater, the presence of bicarbonate, as well as the reaction time [12].

The method provides an inexpensive and reliable source of hydroxyl radical and its efficiency is comparable when UV radiation is applied together with ozone. It is an effective oxidization process for aromatic compounds removal. However, the major issue with this process is that the presence of compounds which may compete with hydrogen peroxide for UV absorption can present reduce the efficiency of the process. The UV/ $H_2O_2$  process can be used for the treatment of wastewater from tannery treatment or even for degradation of effluent from cork manufacturing [13].

#### 1.5. Hydroxyl radical

The reaction between  $H_2O_2$  and UV light produces hydroxyl radicals (powerful oxidant). The first discovery of hydroxyl radicals was made by H.J.H. Fenton in 1894 when he oxidized malic acid with  $H_2O_2$ . Since then, more studies have been dedicated to the understanding of the capabilities of hydroxyl radicals. The oxidation potential is normally used to describe the capability of an oxidant to bring about the oxidation of water contaminants. Molecules with higher oxidation potential normally present a higher rate of contaminants' degradation compared to those with weaker

oxidation potential [9]. The rate of  $\bullet\text{OH}$  generation is determined by the ability of  $\text{H}_2\text{O}_2$  to absorb UV light; it is also dependent on the physicochemical properties of the solvent that will be used during the oxidation process. Other factors which can affect the rate of  $\bullet\text{OH}$  generation include the type of UV light source used (low pressure or medium pressure), the optical path length in the reactor medium, as well as the optical properties of the effluent, such as the absorption of the UV light by certain particles or chemicals [14]. Hydroxyl radical is one of the strongest oxidizing agents employed in the treatment of water and wastewater owing to its capability of facilitating the rate of contaminants' oxidation [15].

### 1.6. Methylene blue dye

One of the most used materials in the textile industry is Methylene blue (MB); hence, it has been selected as an organic contaminant in this study. This study focused on the degradation of MB in the presence of magnetite under both solar and UV radiations. As a cationic thiazine dye, MB has essential characteristics as it contains tetramethyl thionine chloride. MB is commonly used as a model in environmental sciences to evaluate the suitability of various materials for wastewater discoloration. For a better understanding of this photochemical reaction, several major factors have been investigated, such as the concentration of dye, the oxidation factor concentration ( $\text{H}_2\text{O}_2$ ), light sources, pH, and inorganic salts [16]. In the textile industry, MB is commonly used as a dye for dyeing wool, linen, and land silk. Among the side effects of wastewater contamination with MB among humans are vomiting, eye scratches, diarrhea, and nausea. Being that textile industries are heavily dependent on water, they normally release huge volumes of contaminated wastewater. Hence, AOPs have been considered

as the achievable way of effluents decontamination [2].

## 2. Experimental

The photolysis of methylene blue dye using hydrogen peroxide and ultraviolet light at room temperature was studied.

### 2.1 Materials used

#### 2.1.1 Methylene blue dye

Methylene blue dye was used in this study. A 1000 mg/L stock solution of the dye was prepared by dissolving 1 g in 1 L of distilled water. Figure .2 showed the MB dye in powder form and the stock solution of MB dye. The stock solution was diluted to a concentration of 10 mg/L (by adding 18.93 mL of the stock solution to 1892.5 mL of distilled water), 20 mg/L (by adding 37.85 mL of stock solution to 1892.5 mL of distilled water), and 30 mg/L (by adding 56.78 mL of stock solution to 1892.5 mL of distilled water). Table .1 showed the chemical characteristics of the MB dye while Figure .3 showed the chemical structure of MB dye.


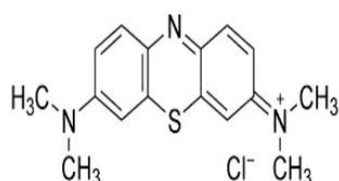


Figure 2. Show (A) Powder MB Dye, (B) Stock Solution of MB Dye

**Table 1.** Characteristics of the methylene blue dye

Item	Methylene blue (MB)
Trade name	Desmoid piller, desmoidpillen, panatone, urolene blue, vitableu
Molecular formula	$C_{16}H_{18}N_3SCl$
Density	1.0g/mL at 20 °C
Wavelength (nm)	The maximum absorption of light is near 670 nm.
Molecular weight	319.86 g/mol
pH	3 in water (10 g/L) at 25°C (77°F) (acid dye).
Solubility	43.6 g/L in water at 25°C; also soluble in ethanol

**Figure 3.** Methylene blue Structure [17]

### 2.1.2 Hydrogen peroxide ( $H_2O_2$ )

The hydrogen peroxide was used in this study at the concentration was 50 % but further diluted to 10 % and 30 % concentrations. Table2. Showed the chemical characteristics of the hydrogen peroxide used in this study.

**Table 2.** Characteristics of the hydrogen peroxide

Item	Hydrogen peroxid
Molecular formula	$H_2O_2$
CAS number	7722-87-
Molecular weight (g/mol)	34.01
Assay	50 %
Boiling point	150.2°C
Freezing/Melting point	-0.43o° C
Specific gravity/Density	1.35@20
Acidity (pka)	11.75
Viscosity	1.245 CP@20
Origin	UK

## 2.2. Devices

### 2.2.1 Ultraviolet Water Sterilization System

A UV light source (Model = 6W, input =230 V, AC 50/60 Hz, UV lamp = 6W) was installed inside a tight metal casing on a wooden board

designed on the basis of the entry of water contaminated dye from the input pipe and output pipe from the other hole in a tank the size (6 L). This was done by pumping dye-contaminated water using the pump [Min flow = 0.5 GPM (110 L/h, 1892.5 mL/min), max flow = 1 GPM (226 L/h / 3785 mL/min)] as shown in Figure 3.

**Figure 4.** UV treatment device used in research

## 3. Results and discussion


The effect of  $H_2O_2$  concentration was examined based on the dye removing efficiency at different concentrations of MB dye. The results showed that UV alone or  $H_2O_2$  alone could not significantly remove the color; hence, the combination of UV and  $H_2O_2$  was necessary. An increase in the concentration of  $H_2O_2$  from 10 to 50 % and the increase in volume from 5 to 15 mL brought about a significant reduction in the required time to completely decolorize the MB solution. The same result was observed after increasing the initial concentration of MB dye from 10 ppm to 20 and 30 ppm Figure 4. However, higher volumes of  $H_2O_2$  were needed to decolorize high initial MB concentrations; thus, the optimum volume of required  $H_2O_2$  could be said to increase with the initial MB blue concentration as illustrated in Figures 5 to 10.



(A) 10 ppm MB 5ml 10% H<sub>2</sub>O<sub>2</sub>

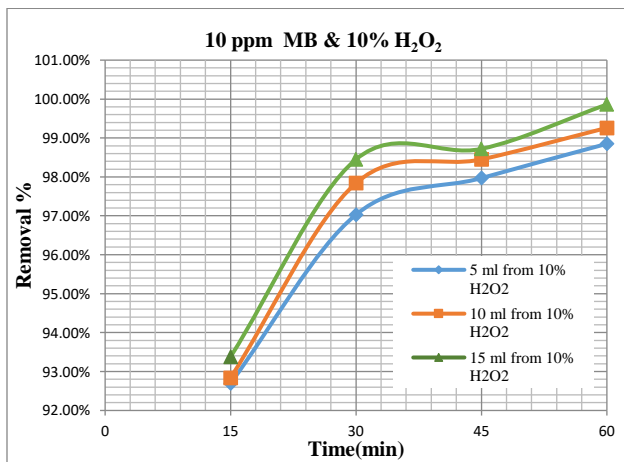


(B) 10 ppm MB 10ml 10% H<sub>2</sub>O<sub>2</sub>

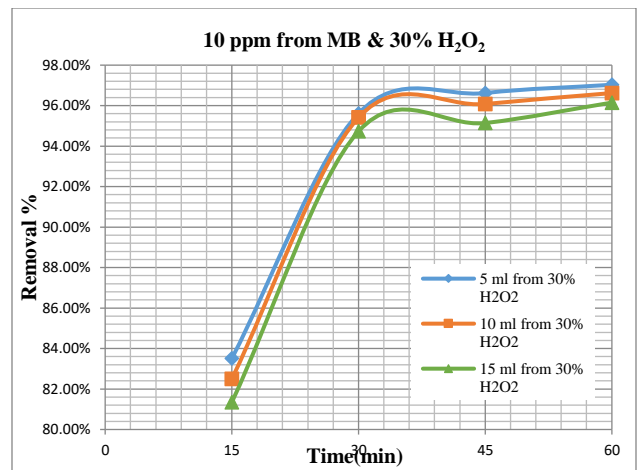


(C) 10 ppm MB 15ml 10% H<sub>2</sub>O<sub>2</sub>

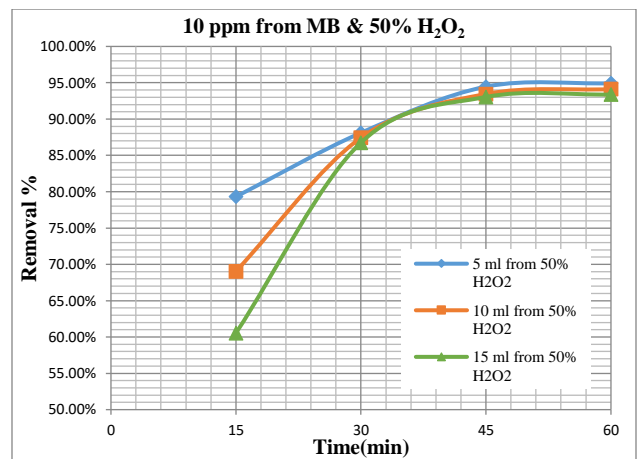
**Figure 5.** (A), (B) and (C) De-coloration of 10 ppm MB and 10 % H<sub>2</sub>O<sub>2</sub> (5 mL, 10 mL, 15 mL).



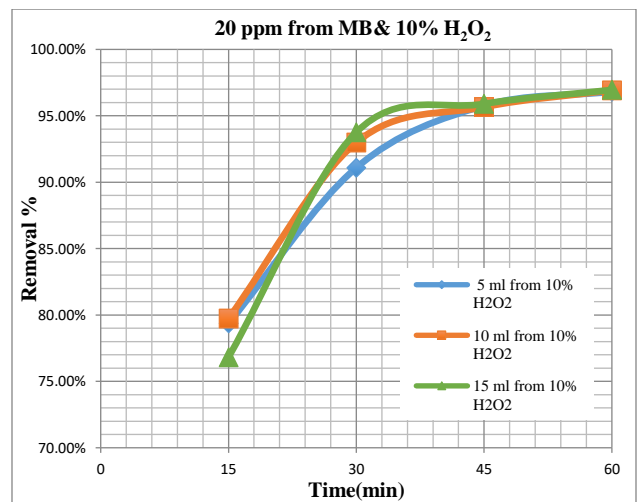
**Figure 6.** Relation between removal efficiency and time at concentration 10ppm of MB dye and 10% of H<sub>2</sub>O<sub>2</sub>



**Figure 7.** Relation between removal efficiency and time at concentration 10ppm of MB dye and 30% of H<sub>2</sub>O<sub>2</sub>



**Figure 8.** Relation between removal efficiency and time at concentration 10ppm of MB dye and 50% of H<sub>2</sub>O<sub>2</sub>



**Figure 9.** Relation between removal efficiency and time at concentration 20ppm of MB dye and 10% of H<sub>2</sub>O<sub>2</sub>

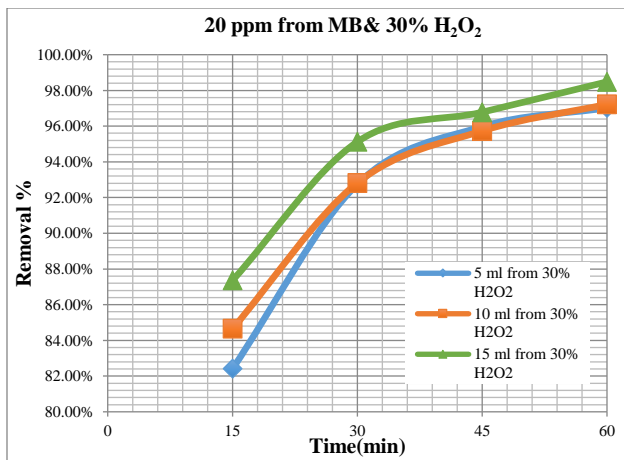


Figure 10. Relation between removal efficiency and time at concentration 20ppm of MB dye and 30% of H<sub>2</sub>O<sub>2</sub>

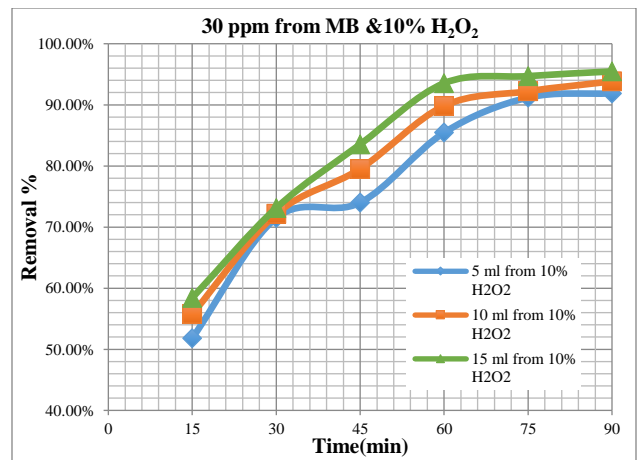


Figure 12. Relation between removal efficiency and time at concentration 30ppm of MB dye and 10% of H<sub>2</sub>O<sub>2</sub>

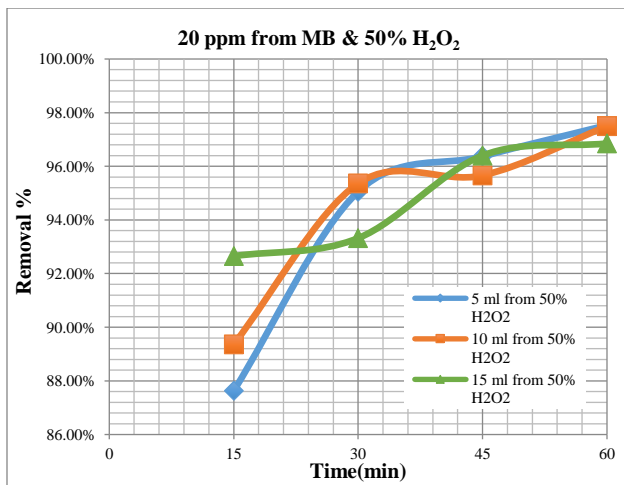


Figure 11. Relation between removal efficiency and time at concentration 20ppm of MB dye and 50% of H<sub>2</sub>O<sub>2</sub>

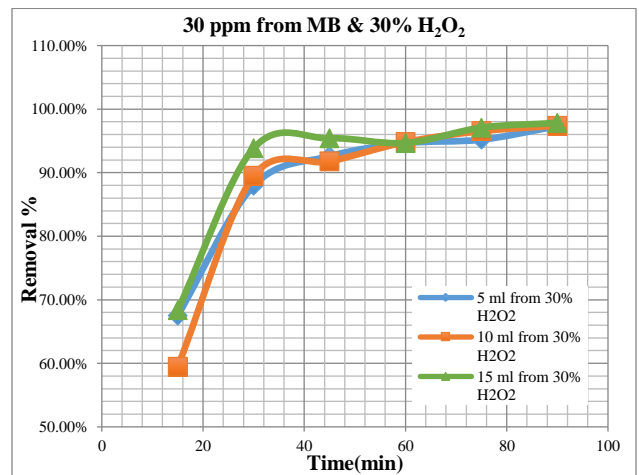


Figure 13. Relation between removal efficiency and time at concentration 30ppm of MB dye and 30% of H<sub>2</sub>O<sub>2</sub>

However, with increasing MB dye concentration, larger volumes of H<sub>2</sub>O<sub>2</sub> were required to completely decolorize the dye. A longer duration of UV exposure was also required to obtain noticeable dye removal. Thus, it can be said that the optimum value of H<sub>2</sub>O<sub>2</sub> concentration and the duration of UV exposure increases with the increase in MB concentration as shown in Figures 11-13 [18]:

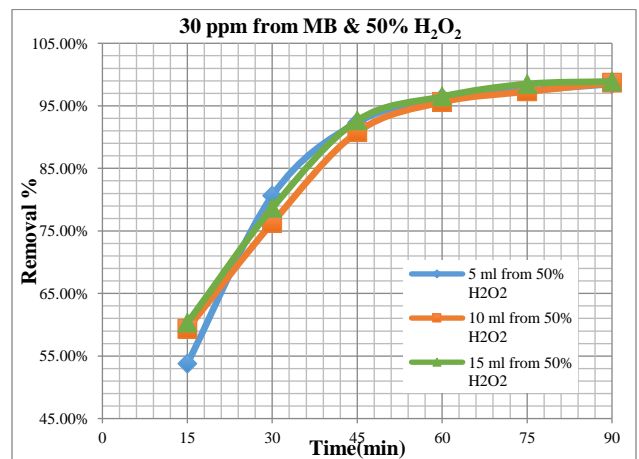


Figure 14. Relation between removal efficiency and time at concentration 30ppm of MB dye and 50% of H<sub>2</sub>O<sub>2</sub>

#### 4. Conclusion and Recommendations

From the achieved results in this study, it can be concluded thus:

1. The UV/H<sub>2</sub>O<sub>2</sub> process is an efficient method for the remediation of solutions with low MB concentration.
2. The de-colorization time reduces with increasing H<sub>2</sub>O<sub>2</sub> concentration until the optimum concentration of H<sub>2</sub>O<sub>2</sub> is reached and beyond this point, the rate of de-colorization becomes indirectly related to the H<sub>2</sub>O<sub>2</sub> concentration as it begins to scavenge the generated hydroxyl radicals.
3. Increases in the MB and H<sub>2</sub>O<sub>2</sub> concentrations increase the efficiency of decolorization as the appropriate addition of H<sub>2</sub>O<sub>2</sub> and a suitable duration of exposure to UV radiation will facilitate the oxidation process.

The following recommendations are suggested for future researches:

1. Conduct these experiments using Batch reactor and continuous stirred reactor.
2. Use UV lamp with different wave lengths and study the difference in treatment.

#### Acknowledgements

Authors would like to express their grateful to the college of Engineering/ Mustansiriyah University for her back up to carry out the present work.

#### Conflict of interest

There are not conflicts to declare.

#### 5. References

1. Houas. A., Lachheb .H, Ksibi. M, Elaloui. E, Guillard. C & Herrmann. J. M, (2001)"Photocatalytic degradation pathway of methylene blue in water", Applied Catalysis B: Environmental, Vol.31,No.2, PP.145-157.
2. Jafarnejad .E, & Nemati .J, (34 July 2015) "Methylene blue dye removal from aqueous solutions and photocatalytic activity using UV/Nano-TiO: operating parameters study, " Analytical Chemistry Letters, Vol.5, No.4, PP. 192-197.
3. Yao. J, & Wang .C, (15 June. 2010)"Decolorization of methylene blue with sol via UV irradiation photocatalytic degradation", International Journal of Photoenergy.
4. Lachheb .H, Puzenat .E, Houas .A, Ksibi .M, Elaloui .E, Guillard .C, & Herrmann J. M (31 March.2002) ", Photocatalytic degradation of various types of dyes (Alizarin S, Crocein Orange G, Methyl Red, Congo Red, Methylene Blue) in water by UV-irradiated titania" Applied Catalysis B: Environmental, Vol.39,no.1,PP.75-90.
5. Andreozzi R., Caprio V., Insola A., & Marotta R. (1999) "Advanced oxidation processes (AOP) for water purification and recovery", Catalysis Today, Vol. 53, No.1, pp.51-59.
6. Krishnan S., Rawindran H., Sinnathambi C. M., & Lim J. W., (IOP Publishing, June .2017)"Comparison of various advanced oxidation processes used in remediation of industrial wastewater laden with recalcitrant pollutants" ,In IOP Conference Series: Materials Science and Engineering, Vol. 206, No. 1, p. 012089.
7. Esplugas S., Gimenez J., Contreras S., Pascual E., & Rodriguez M., (2002)"Comparison of different advanced oxidation processes for phenol degradation" ,Water research, Vol.36,No. 4, pp.1034-1042.
8. Grote B., (June .2012)"Application of advanced oxidation processes (AOP) in water treatment, "In 37th Annual old Water Industry Operations Workshop Parklands, Gold Coast,



- pp. 17-23.
9. Monge Z. F, (February 2011) "Advanced Oxidation of Drinking Water using Ultraviolet Light and Alternative Solid Forms of Hydrogen Peroxide", M.Sc. Thesis, University of Massachusetts Amherst.
  10. Matasci R., Weston R., Lau P., Cruver J., Marek S., & Tomowich D., (1999) "Wastewater Technology Fact Sheet: Ultraviolet Disinfection United States Environmental Protection Agency", Office of Water, Washington, DC. EPA 832-F-99-064.
  11. ATSDR (April 2002) "Agency for Toxic Substances and Disease Registry".
  12. Stasinakis A. S, (2008) "Use of selected advanced oxidation processes (AOPs) for wastewater treatment—a mini- review", Global NEST Journal, Vol.10, No. 3, pp. 376-385 .
  13. Pieczykolan B., Barbusiński K., & Płonka I., (2012) "COD removal from landfill leachate using H<sub>2</sub>O<sub>2</sub>, UV radiation and combination these processes", Environment Protection Engineering, Vol.38, No.3, pp. 5-13 .
  14. Mierzwa J. C, Rodrigues. R, & Teixeira A.C, (2018) "UV-hydrogen peroxide processes", In Advanced Oxidation Processes for Waste Water Treatment, Academic Press, pp. 13-48 .
  15. Zhou H., & Smith D.W (2002), "Advanced technologies in water and wastewater treatment", Journal of Environmental Engineering and Science, Vol.1, No.4, pp.247-264 .
  16. Reza K. M, Kurny A., & Gulshan. F, (May. 2016) "Photocatalytic degradation of methylene blue by magnetite+ H<sub>2</sub>O<sub>2</sub>+ UV Process," International Journal of Environmental Science and Development, Vol.7, No.5, 325,.
  17. [http://cameo.mfa.org/wiki/File:Methylene\\_blue](http://cameo.mfa.org/wiki/File:Methylene_blue).
  18. Banat F., Al-Asheh S., & Nusair .M, (2005) "Photodegradation of methylene blue dye by the UV/H<sub>2</sub>O<sub>2</sub> and UV/acetone oxidation processes, Desalination, Vol.181, No. 1-3, pp.225-232.